



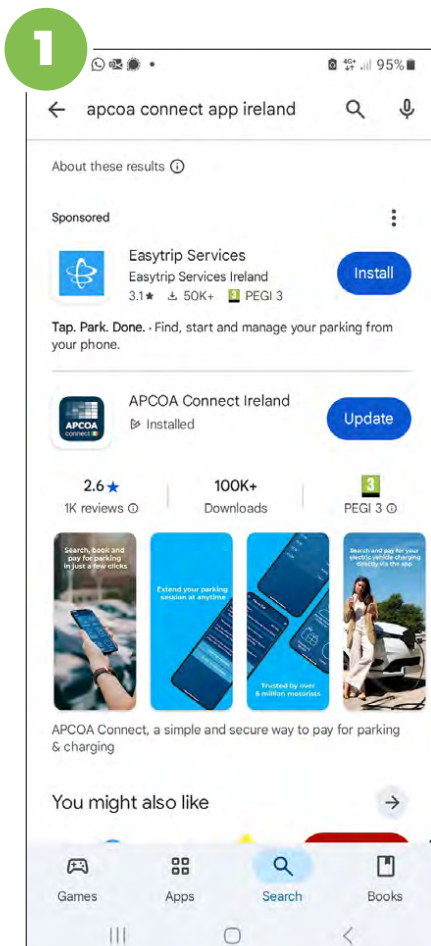
# APCOA Connect Ireland USER GUIDE

APCOA Connect is a quick and easy way for you to pay for parking by credit or debit card securely via your mobile phone, you can **download the APCOA Connect Ireland App via AppStore or Google Play store.**

If you already have a Connect Cashless Parking account, you can use the same details to login to APCOA Connect Ireland.

**New customers will need to register.**

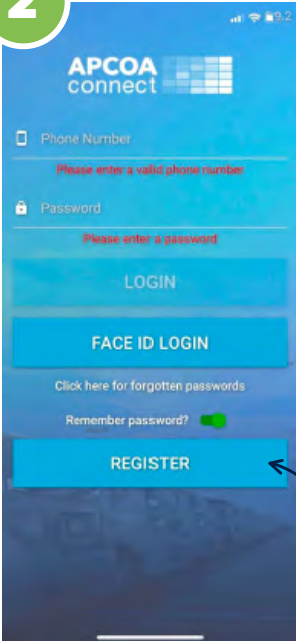
## Download APCOA Connect App



Download the APCOA Connect App Ireland  
App via AppStore or Google Play store

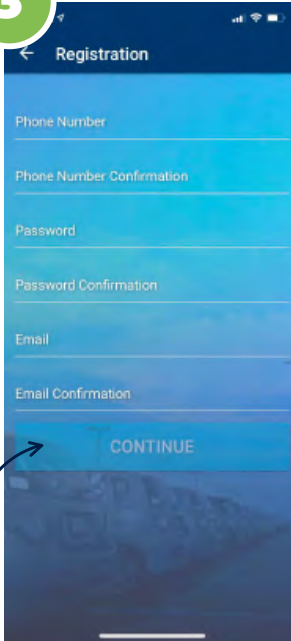
## How to create a new account

2

The screenshot shows the APCOA connect app interface. At the top, there's a status bar with signal, Wi-Fi, and battery icons. Below is the APCOA connect logo. There are two input fields: 'Phone Number' with a red error message 'Please enter a valid phone number' and 'Password' with a red error message 'Please enter a password'. Below these are three buttons: 'LOGIN', 'FACE ID LOGIN', and 'REGISTER'. A link 'Click here for forgotten passwords' is below 'FACE ID LOGIN'. A 'Remember password?' toggle is checked. An arrow points to the 'REGISTER' button.

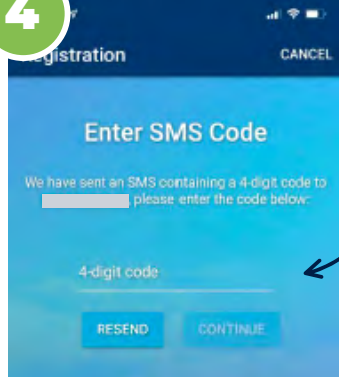
Tap on 'REGISTER'

3

The screenshot shows the 'Registration' screen. It has a back arrow and the title 'Registration'. There are input fields for 'Phone Number', 'Phone Number Confirmation', 'Password', 'Password Confirmation', 'Email', and 'Email Confirmation'. A 'CONTINUE' button is at the bottom. An arrow points to the 'CONTINUE' button.

Enter your email address, phone number and set your password and tap on 'CONTINUE'

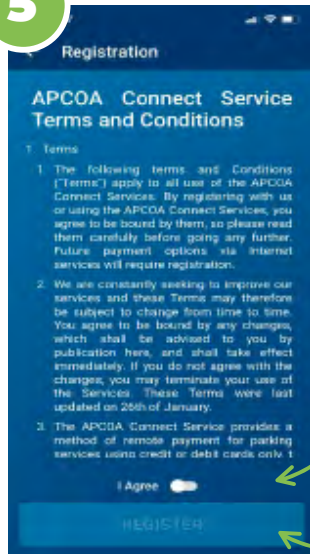
4

The screenshot shows the 'Enter SMS Code' screen. It has a back arrow and the title 'Registration'. The main heading is 'Enter SMS Code'. Below it, a message says 'We have sent an SMS containing a 4-digit code to [redacted] please enter the code below'. There is a '4-digit code' input field. At the bottom are 'RESEND' and 'CONTINUE' buttons. An arrow points to the '4-digit code' input field.


To verify your details please enter the verification 4-diget code that has been sent to you via SMS.

- If you haven't received the verification code, please check your entered phone number and if it's incorrect please edit and re-send the code.
- If you have entered wrong code, you can re-send the code.

5

The screenshot shows the 'APCOA Connect Service Terms and Conditions' screen. It has a back arrow and the title 'Registration'. The main heading is 'APCOA Connect Service Terms and Conditions'. Below it is a list of terms. At the bottom, there is an 'I Agree' toggle switch and a 'REGISTER' button. An arrow points to the 'REGISTER' button.

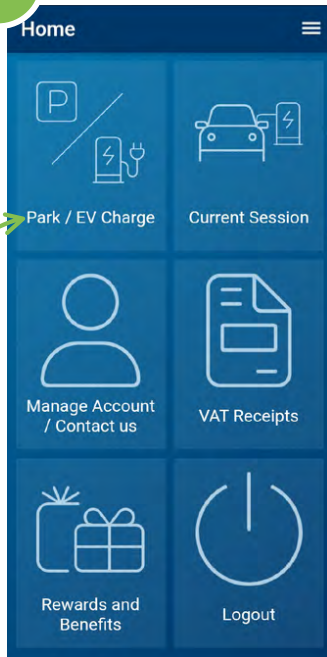
Read and agree APCOA Connect Terms and Conditions, then tap on 'REGISTER'

The screenshot shows the 'Registration Success' screen. It has a back arrow and the title 'Registration'. The main heading is 'Registration Success - Your registration was a success, you can now log in'. At the bottom is a 'CLOSE' button. A large green arrow points from the 'REGISTER' button in the previous screen to this screen.

**You are now ready to pay for your parking.**

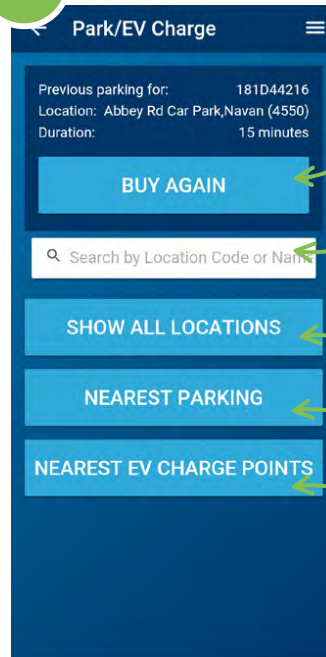
## How to pay for your parking

6



Tap on 'Park / EV Charge'

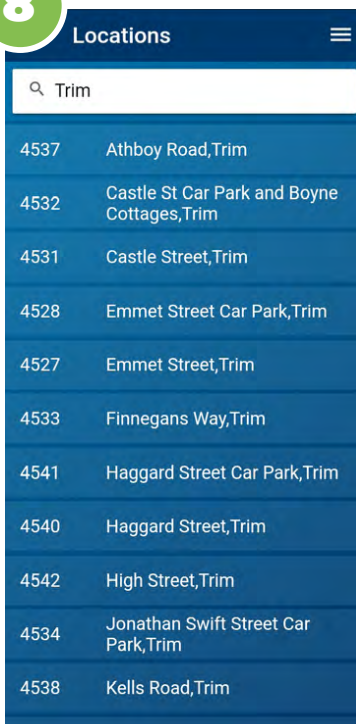
7



APCOA Connect gives you several options to search for car parks.

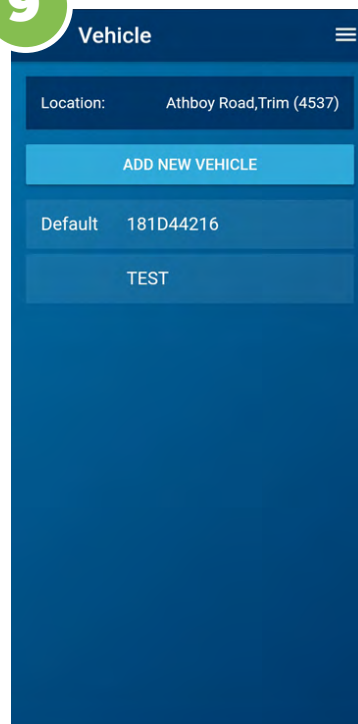
- a. You can buy again parking that you have paid for previously by tapping on 'BUY AGAIN'.
- b. You can enter location code or the name of the car park you are looking for into the search box or click on the 'NEAREST PARKING' tab to select the car park nearest to you.
- c. You can view a list of all car parks by tapping on 'SHOW ALL LOCATIONS'.
- d. You can find car parks nearby by tapping on 'NEAREST PARKING'.
- e. You can view a list of nearby EV Charge points by tapping on 'NEAREST EV CHARGE POINTS'.

8



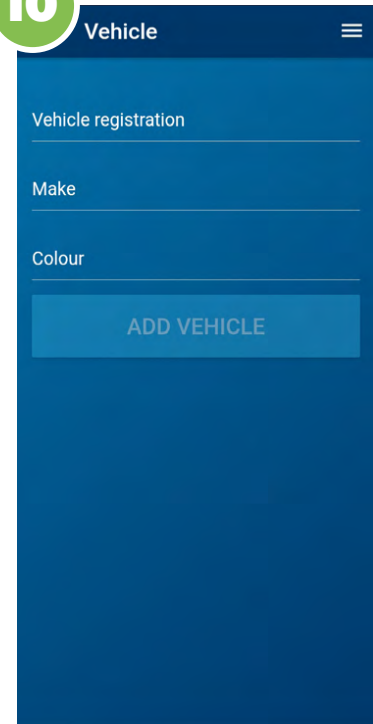
Please select car park

9



Click 'ADD NEW VEHICLE'

10



Complete vehicle details and press 'ADD VEHICLE'

**11 Start Date**

Parking for: TEST  
Location: Athboy Road, Trim (4537)

Start Date  
24 April 2025

Start Time  
13:37 PM

**CONTINUE**

Please Note: Unfortunately we cannot guarantee a parking space for advanced purchases.

Confirm your parking session start date & time by tapping on 'CONTINUE'

**12 Duration**

Parking for: TEST  
Location: Athboy Road, Trim (4537)  
Start Date: 13:37 PM, 24 Apr 2025

€0.50	30 minutes
€0.60	36 minutes
€0.70	42 minutes
€0.80	48 minutes
€0.90	54 minutes
€1.00	2 hours

Confirm duration of your parking session by tapping on one of the available tariffs

**13 Checkout**

Parking for: TEST  
Location: Athboy Road, Trim (4537)  
Start Date: 19:58 PM, 18 Jun 2025  
Expiry Date: 20:28 PM, 18 Jun 2025  
Duration: 30 minutes

Parking Cost: €0.50  
Convenience Fee: €0.10

**TOTAL COST: €0.60**

Card no.: 426398\*\*\*\*\*0538

Enter card security number

**BUY PARKING**

Please enter your credit card details to pay for your parking session and tap on 'BUY PARKING'

**13a Payment Card**

Card Number

Expiry Date

Security Code (CVV)

Start Date (if applicable)

Issue Number (if applicable)

Cardholder Name

Address

Address 2 (if applicable)

Address 3 (if applicable)

Enter Card details and press 'SAVE'

## For more information:

**APCOA Connect Ireland  
Web Page**

[www.apcoaconnect.ie](http://www.apcoaconnect.ie)

**APCOA Connect Ireland  
Frequently Asked Questions**

[www.apcoaconnect.ie/faqs](http://www.apcoaconnect.ie/faqs)

**Contact**

**APCOA Connect Ireland**

[www.apcoaconnect.ie/contact](http://www.apcoaconnect.ie/contact)